



North Bay Police Service
Report on Policing 2004
Municipality of Callander



**Terence Cant – Chair
North Bay Police Services Board**

**Chief of Police Paul D. Cook
North Bay Police Service**

Table of Contents

Foreword	1
Calls for Service	2
Hours of Service	3
Property Crime	4
Violent Crime	5
Road Safety	6
Crime and Clearance Rates	7
Conclusion	8



Paul D. Cook
Chief of Police

Alan Williams
Deputy Chief of Police

North Bay Police Service

P.O. Box 717, 135 Princess Street West, North Bay, ON P1B 8J8
(705) 497-5555 FAX (705) 497-5591
Website: www.northbaypolice.on.ca



FOREWORD

The North Bay Police Services Board and Chief of Police are pleased to present our 2004 Annual Report on Policing in Callander to our community.

Our Police Service has proudly served the residents of Callander since 1997, when we assumed policing responsibilities for the Municipality. Once again this year we are reporting reduced levels of crime in Callander. Without doubt Callander is one of the safest, law-abiding communities in the province.

Our past success in Callander has been achieved thanks to our strong ties with the community and the ongoing support we have received. This report is a testament to that support and reflects our police service's commitment to working with the community towards common goals.

On behalf of the Board and the Police Service, we wish to thank all of our sworn and civilian members for their professionalism and dedication to duty. We would also like to thank the residents of Callander for doing their part in making Callander an enviable place to live, work, play and raise our families.

We look forward to working with Council and the community in the provision of policing services to Callander in 2005 and beyond.

Terence Cant
Chair, Police Services Board

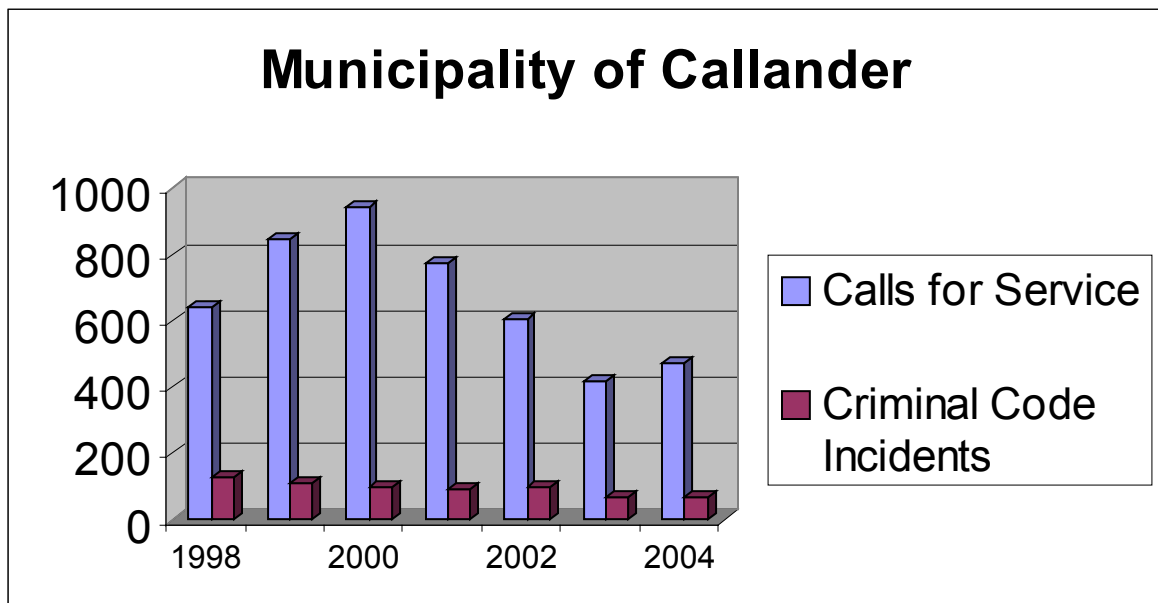
Paul D. Cook
Chief of Police

CALLS FOR SERVICE

As the North Bay Police Service assumed policing responsibilities for the Municipality of Callander in April of 1997, an increase in calls for service was anticipated. This would indicate that the residents of the area were becoming familiar with the service delivery model. At the outset, the Ontario Provincial Police provided us with the number of calls for service in 1996. This number was 558. As shown below, the numbers rose to a high of 942 in 2000 and have decreased since that time. There was a slight increase from 417 in 2003 to 471 in 2004.

Of note is the decrease annually of reported Criminal Incidents. Criminal Incidents for 2004 totalled 69, matching the all-time low of 2003. This chart is based on the calendar year.

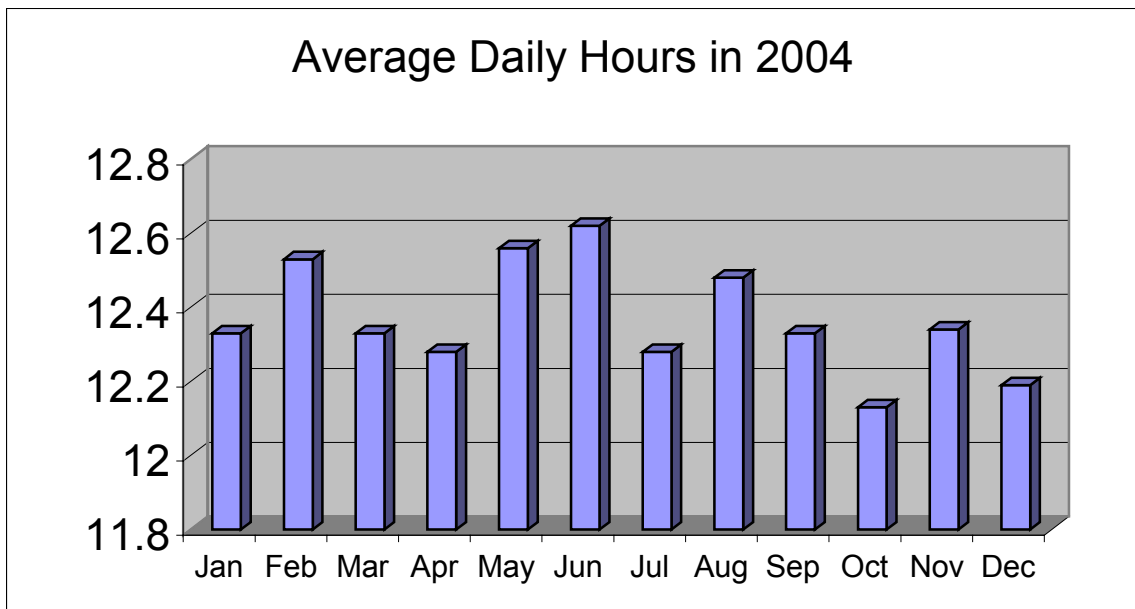
The trend in decreasing reporting of criminal incidents is not unlike that being seen in North Bay and in fact across the province. However, police investigations are becoming more complex and time consuming with the passing of new legislation and standards.



HOURS OF SERVICE

The chart below depicts the average number of hours of service per day in each month from January 1st to December 31st 2004. The annual daily average was 12.37 hours per day. The number of hours has varied from a low of 6.50 to 19.00 hours in any single day. These extremes were rare, with the majority of days between 11.00 and 13.00 hours.

We continue to stagger the hours in order to optimize our presence and provide coverage during peak hours for demand. This strategic deployment allows for maximum visibility and deterrence to crime. We continue to receive comments from the residents of Callander on the high visibility, which has been welcomed from the outset. This is also the case for residents of outlying areas who have indicated that their driving habits have changed due to the increased presence.

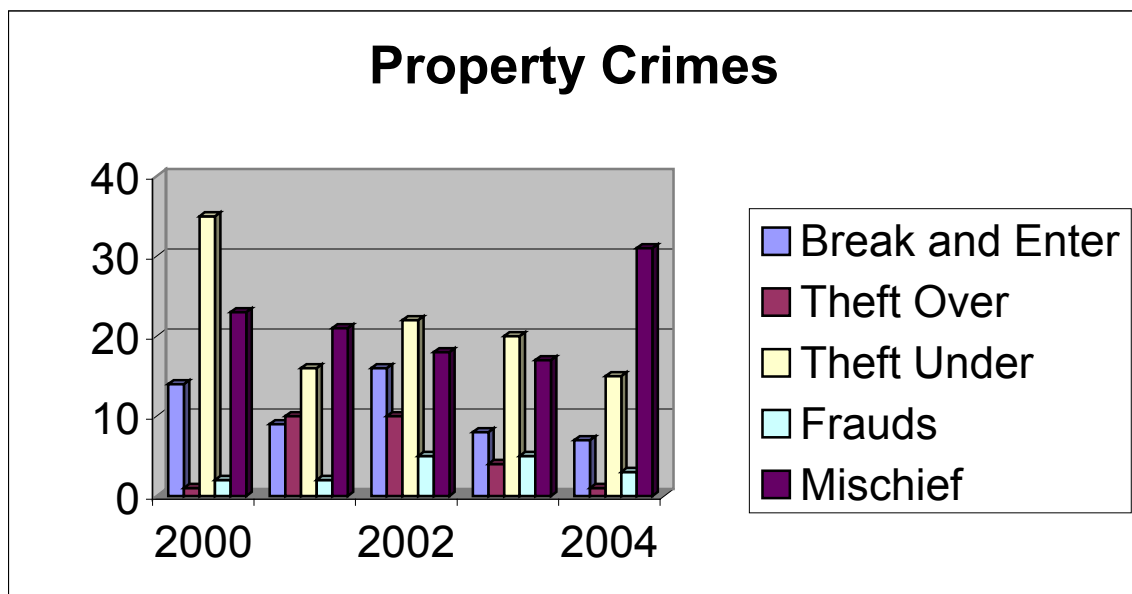


PROPERTY CRIMES

Reported Property Crime levels are down in all areas except Mischief. The number of break ins reported in 2004 was 7, down from 8 in 2003 and less than half of the 16 reported in 2002. The overall number of criminal incidents is at its lowest since 1997. It is still difficult to assess whether these are changing crime patterns or still adjustments in reporting behaviour. Theft Over \$5000 and Under \$5000 levels include the theft of motor vehicles, atv's and motorized snow vehicles. Theft Under \$5000 occurrences has decreased.

The increase in reporting of Mischief to Property from 17 to 31 incidents may be attributed to the increased public attention this matter received in late 2003 during the community consultation exercise. We can report, however, that of the 31 Mischief complaints, nine involved actual damage to private property and 6 to public property. Of these, four were resolved between the victims and the offender and charges were laid in two cases. The remainder of incidents involved paint balls and eggs being thrown at buildings and mailboxes and minor nuisances.

As residents of the area become well educated in the area of crime prevention and target hardening, they take steps to reduce their vulnerability to being a victim of a crime. We take every opportunity we have to provide literature and advice to residents on protecting themselves from criminals and thus reducing the risk of victimization. As well, a visible police presence in the area has a great impact on the decision a criminal must make: is the reward worth the risk. Reducing the opportunity for crime and the reward, combined with raising the risk of detection and apprehension are cornerstones in a sound Crime Prevention philosophy.

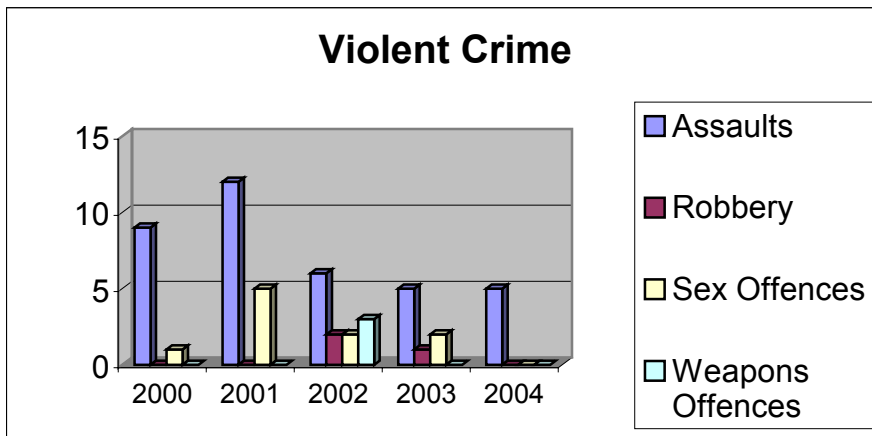


VIOLENT CRIME

Violent Crime in our society draws much attention, in particular the issues of domestic violence and violence in our schools. With recent changes in legislation, a strong message of zero tolerance is being communicated. It is therefore unlikely that the incidence of reported violent crime will decrease and in fact it is expected to increase with greater public awareness.

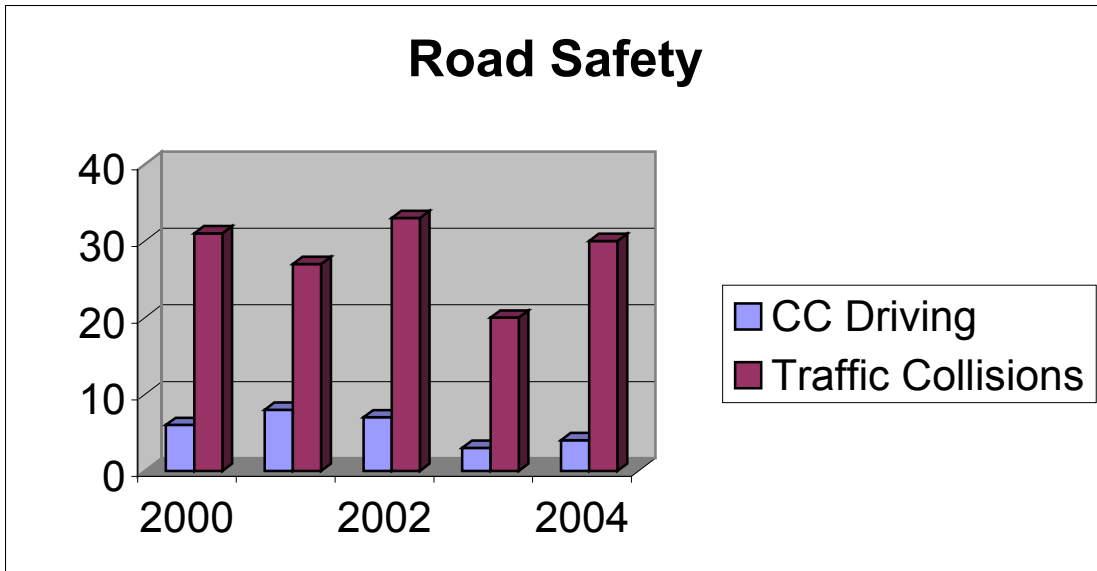
The North Bay Police Service has embraced this position for a number of years and has ensured that violent criminals were prosecuted whenever the evidence was present. This is reflected in the high clearance rate that we have had in the area of violent crime over the past several years, averaging 94.76%.

The chart below depicts the number of violent crime incidents over the past four years. Our officers responded to 10 domestic disturbance calls in 2004 compared to 6 in 2003. This is still lower than the 18 in 2002, and 21 in 2000. A total of five Assault charges were laid. There were no other violent crimes reported in 2004.



ROAD SAFETY

The number of collisions over the past three years hovered between 27 and 33 annually. In 2004, our officers responded to 30 motor vehicle collisions. Enforcement continues to be a priority as part of a balanced approach to ensuring road safety. Education, deterrence and enforcement are key ingredients in an overall road safety strategy. RIDE patrols, dedicated traffic enforcement and general patrols all contribute to reducing the number of injuries and deaths on our highways. There were 4 drinking and driving arrests made in 2004.



CLEARANCE RATES AND RATES PER POPULATION

With a small number of incidents in each category, crime and clearance rates can rise and fall considerably from year to year. For example, two unsolved robberies, producing a clearance rate of 0.00% in that category, can make the violent crime clearance rate drop considerably, and the rate of incidence climb as dramatically. Rates and percentages should be looked at in concert with the data to ensure a proper analysis of the situation.

However, in order to report Municipal Performance Measures, the data has been converted to those figures and is presented in the table below:

CRIME AND CLEARANCE RATES			
	Property Crime	Violent Crime	Total Criminal Code (excluding Traffic)
Number of Incidents	65	6	79
Clearance Rate	15.4%	*116.7%	56.53%

* The clearance rate of over 100% indicates that offences reported the previous year were cleared in the current year, thus resulting in more cleared than reported and a percentage greater than 100.

CRIMINAL CHARGES				
Adults charged		Youths charged		
Male	Female	Male	Female	Not Charged
18	1	4	0	6

CONCLUSION

We appreciate the confidence Council has shown with its decision to renew its contract with the North Bay Police Service. Our growing partnerships in the community will further enhance the safety and security of the residents of Callander. The input from the community is critical to our service delivery. This approach allows us to zero in on issues identified by the residents and work with Council, staff, local residents and businesses in improving community safety.

The leadership demonstrated by the citizens and business owners in identifying community safety issues and working with us in developing responses is the cornerstone to community policing. Programs will come and go, but the partnership between the community and police is always there as the frontline response to community safety issues.

We look forward to our continued strong relationship with Council, with every resident, and to working with you to ensure a safe community for everyone.

