



North Bay Police Service  
Report on Policing 2003  
Municipality of Callander



G.T. Berrigan  
Chief of Police

## Table of Contents

Introduction	1
Calls for Service	2
Hours of Service	3
Property Crime	4
Violent Crime	5
Road Safety	6
Crime and Clearance Rates	7
Community Consultation and Partnership	8
Conclusion	8



George T. Berrigan  
Chief of Police

Paul D. Cook  
Deputy Chief of Police

## North Bay Police Service

P.O. Box 717, 135 Princess Street West, North Bay, ON P1B 8J8  
(705) 497-5555 FAX (705) 497-5591  
Website: [www.northbaypolice.on.ca](http://www.northbaypolice.on.ca)



February 23, 2004

Mayor Brazeau and Council  
Municipality of Callander  
280 Main Street North  
Callander, ON

Dear Mayor Brazeau and Council:

**Re: Annual Report 2003**

It is with mixed emotions that I submit my final report on policing for the Municipality of Callander for the year 2003. As you are aware, I will be retiring from the North Bay Police Service in April of this year.

When our Police Service first assumed policing responsibilities in Callander in April of 1997 I was the Deputy Chief. Since my promotion to Chief in March of 2000, I have had the privilege of working with three Mayors and terms of council. Each of you was equally dedicated to serving the residents of your community.

Policing Callander has provided the members of our service the opportunity to see another side of policing. For the most part your community is relatively crime free and its residents are peaceful, respectful and law abiding citizens. As the elected representatives you should be proud, as in many communities the high level of respect for the police and the laws of the land that exist in Callander are not the norm.

In closing I would like to thank you for the support the members of the North Bay Police Service have received since 1997. I am confident that the strong partnership we have established will continue for many years to come.

All the best!

Yours truly,

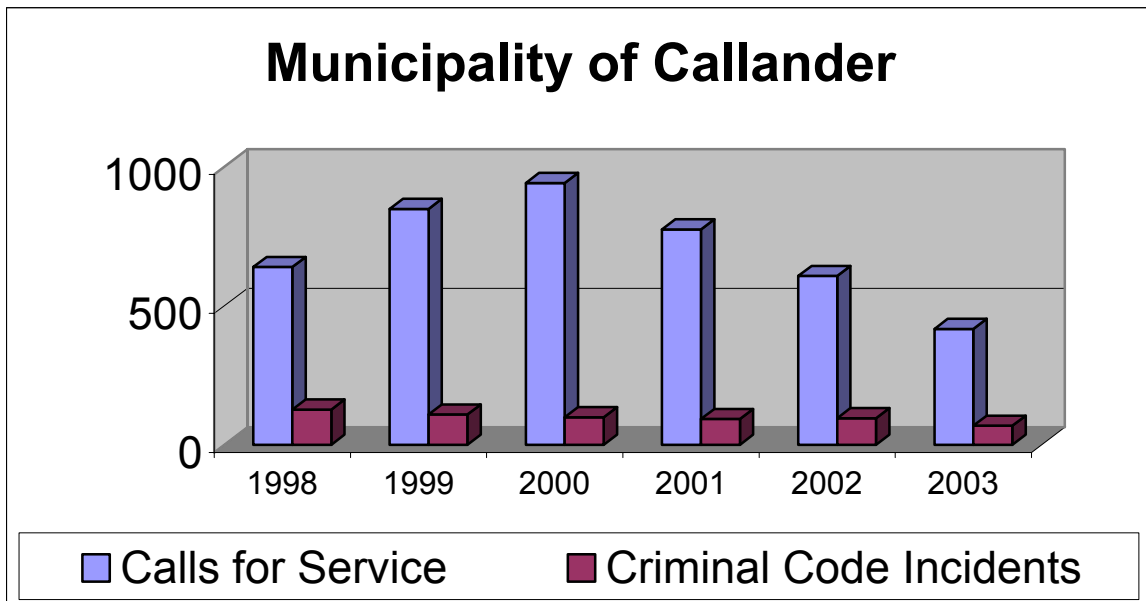
George T. Berrigan  
Chief of Police

## CALLS FOR SERVICE

As the North Bay Police Service assumed policing responsibilities for the Municipality of Callander in April of 1997, an increase in calls for service was anticipated. This would indicate that the residents of the area were becoming familiar with the service delivery model. At the outset, the Ontario Provincial Police provided us with the number of calls for service in 1996. This number was 558. As shown below, the numbers rose to a high of 942 in 2000 and have decreased since that time to 417 in 2003.

Since that time, the anticipated crest has materialized and the level is consistent with provincial and national crime trends. Of note is the decrease annually of reported Criminal Incidents. Criminal Incidents for 2003 totalled 69, the lowest level yet. This chart is based on the calendar year.

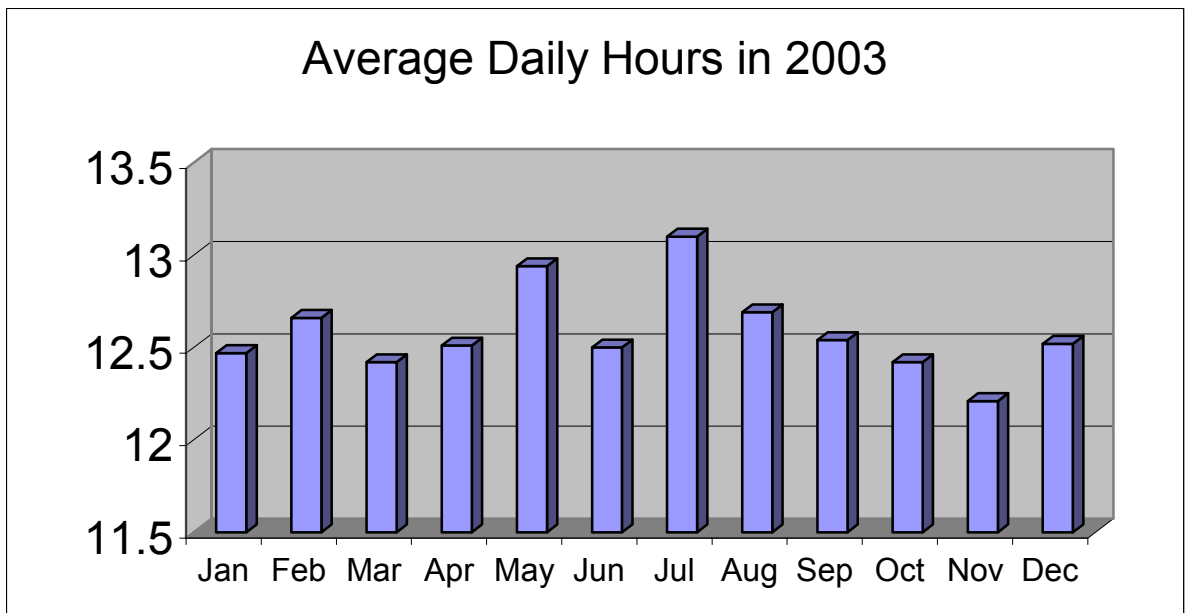
The trend in decreasing reporting of criminal incidents is not unlike that being seen in North Bay and in fact across the province. However, police investigations are becoming more complex and time consuming with the passing of new legislation and standards.



## HOURS OF SERVICE

The chart below depicts the average number of hours of service per day in each month from January 1<sup>st</sup> to December 31<sup>st</sup> 2003. The annual daily average was 12.58 hours per day. The number of hours has varied from a low of 5.92 to 35.00 hours (more than one officer) in any single day. These extremes were rare, with the majority of days between 11.00 and 13.00 hours.

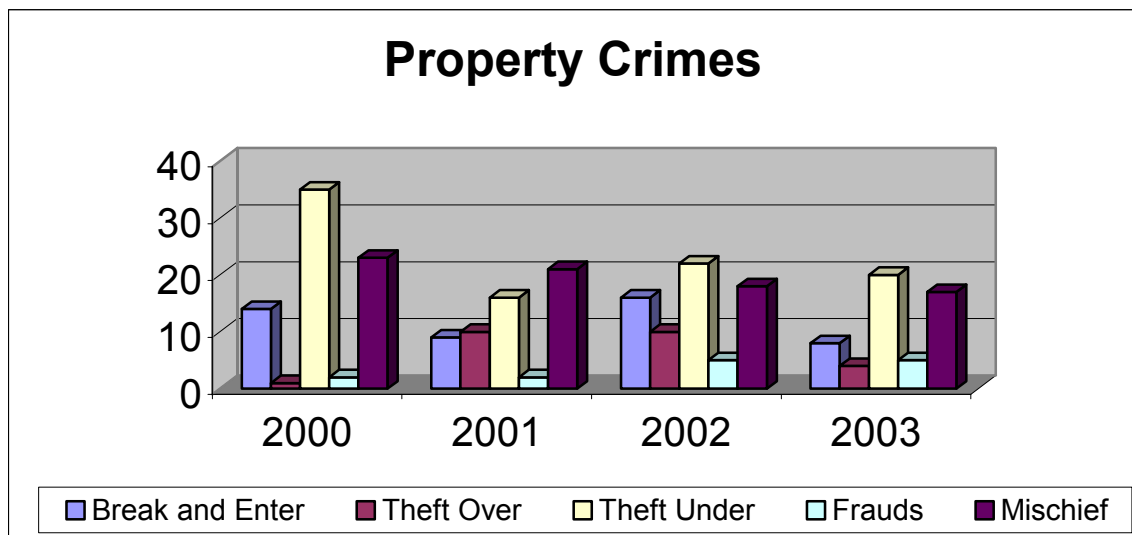
We continue to stagger the hours in order to optimize our presence and provide coverage during peak hours for demand. This strategic deployment allows for maximum visibility and deterrence to crime. We continue to receive comments from the residents of Callander on the high visibility, which has been welcomed from the outset. This is also the case for residents of outlying areas who have indicated that their driving habits have changed due to the increased presence.



## PROPERTY CRIMES

Reported Property Crime levels are down in all areas. The number of break ins reported in 2003 was 8, half of the 16 reported in 2002. The overall number of criminal incidents is at its lowest since 1997 as we see decreases in Theft Under \$5000 and Mischief to property. It is still difficult to assess whether these are changing crime patterns or still adjustments in reporting behaviour. Theft Over \$5000 and Under \$5000 levels include the theft of motor vehicles, atv's and motorized snow vehicles.

As residents of the area become well educated in the area of crime prevention and target hardening, they take steps to reduce their vulnerability to being a victim of a crime. We take every opportunity we have to provide literature and advice to residents on protecting themselves from criminals and thus reducing the risk of victimization. As well, a visible police presence in the area has a great impact on the decision a criminal must make: is the reward worth the risk. Reducing the opportunity for crime and the reward, combined with raising the risk of detection and apprehension are cornerstones in a sound Crime Prevention philosophy.

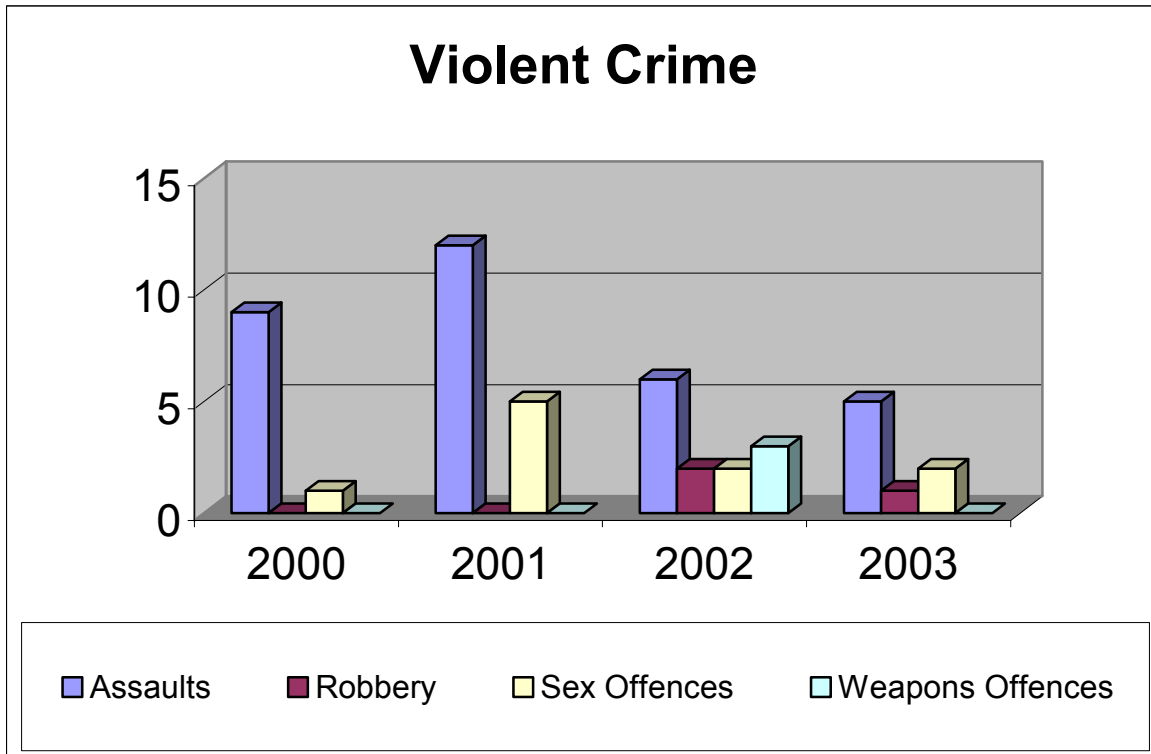


## VIOLENT CRIME

Violent Crime in our society draws much attention, in particular the issues of domestic violence and violence in our schools. With recent changes in legislation, a strong message of zero tolerance is being communicated. It is therefore unlikely that the incidence of reported violent crime will decrease and in fact it is expected to increase with greater public awareness.

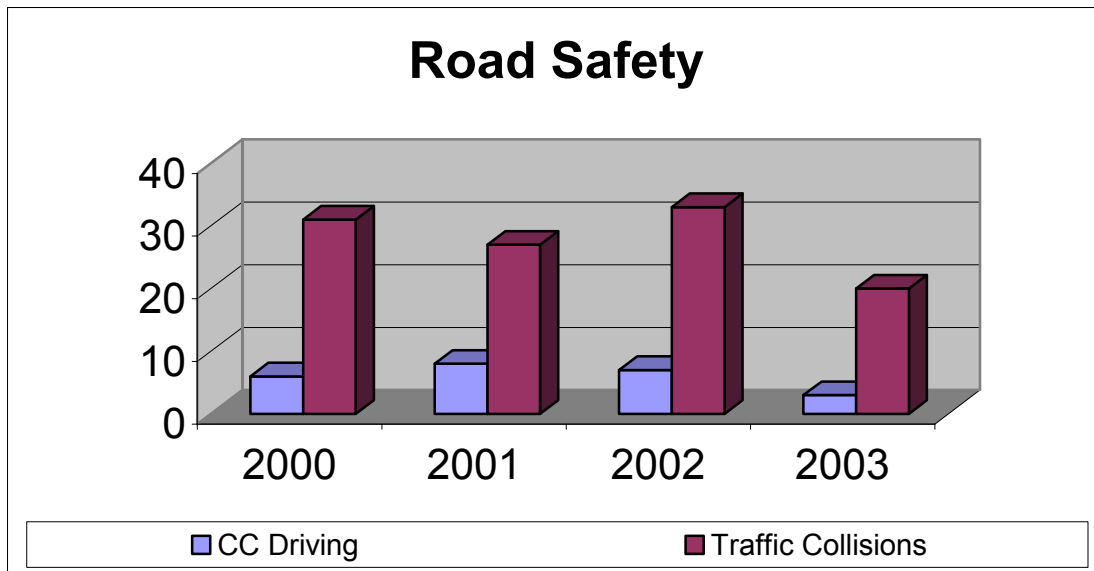
The North Bay Police Service has embraced this position for a number of years and has ensured that violent criminals were prosecuted whenever the evidence was present. This is reflected in the high clearance rate that we have had in the area of violent crime over the past several years, averaging 94.76%.

The chart below depicts the number of violent crime incidents over the past four fiscal years. Our officers responded to 6 domestic disturbance calls in 2003 compared to 7 in 2002. This is a considerable drop from the 18 the previous year, and 21 in 2000.



## ROAD SAFETY

The number of collisions over the past three years hovered between 27 and 33 annually. In 2003, our officers responded to 20 motor vehicle collisions. Enforcement continues to be a priority as part of a balanced approach to ensuring road safety. Education, deterrence and enforcement are key ingredients in an overall road safety strategy. RIDE patrols, dedicated traffic enforcement and general patrols all contribute to reducing the number of injuries and deaths on our highways. The number of drinking and driving arrests was down to 3 from the previous year's 7 arrests.



## CLEARANCE RATES AND RATES PER POPULATION

With a small number of incidents in each category, crime and clearance rates can rise and fall considerably from year to year. For example, two unsolved robberies, producing a clearance rate of 0.00% in that category can make the violent crime clearance drop considerably, and the rate of incidence climb as dramatically. Rates and percentages should be looked at in concert with the data to ensure a proper analysis of the situation.

However, in order to report Municipal Performance Measures, the data has been converted to those figures and is presented in the table below:

<b>CRIME AND CLEARANCE RATES</b>			
	<b>Property Crime</b>	<b>Violent Crime</b>	<b>Total Criminal Code (excluding Traffic)</b>
Number of Incidents	<b>55</b>	<b>9</b>	<b>69</b>
Clearance Rate	<b>7.3%</b>	<b>44.4%</b>	<b>37.23%</b>

<b>CRIMINAL CHARGES</b>					
<b>Adults charged</b>			<b>Youths charged</b>		<b>Not Charged</b>
<b>Male</b>	<b>Female</b>	<b>Male</b>	<b>Female</b>		
<b>12</b>	<b>3</b>	<b>3</b>	<b>0</b>	<b>2</b>	

## **COMMUNITY CONSULTATION AND PARTNERSHIP**

Our Service is greatly appreciative of the input from the residents of Callander in our Business Planning process in December of 2003. This approach allows us to zero in on issues identified by the residents and work with Council, staff, local residents and businesses in improving community safety.

We continue to work closely with Fire Chief Landry on a number of issues, including the youth matters and skateboarding problems in the community. This approach will no doubt help resolve that issue and is a model for dealing with community concerns.

The leadership demonstrated by the citizens and business owners in identifying community safety issues and working with us in developing responses is the cornerstone to community policing. Programs will come and go, but the partnership between the community and police is always there as the frontline response to community safety issues.

## **CONCLUSION**

Members of our Service have been busy with other activities within the Municipality. Whether it is investigating a criminal occurrence, answering questions from Council, providing a liaison to the Municipal Alcohol Policy committee, teaching DARE to grade school students, attending functions like the Celt Fest and Remembrance Day or riding a bicycle along the beach at a community event, we continue to enjoy our positive relationship with the people of Callander.

We look forward to our continued strong relationship with Council, with every resident, and to working with you to ensure a safe community for everyone.