



North Bay Police Service
Municipality of Callander



Report on Policing 2008

**Peter Chirico – Chair
North Bay Police Services Board**

**Paul D. Cook - Chief of Police
North Bay Police Service**

Table of Contents

Foreword	Page 1
Calls for Service	Page 2
Hours of Service	Page 3
Property Crime	Page 4
Violent Crime	Page 6
Crime and Clearance Rates	Page 7
Road Safety	Page 8
Conclusion	page 10



Paul D. Cook
Chief of Police

Alan Williams
Deputy Chief of Police

North Bay Police Service
P.O. Box 717, 135 Princess Street West, North Bay, ON P1B 8J8
(705) 497-5555 FAX (705) 497-5591
Website: www.northbaypolice.on.ca



FOREWORD

The North Bay Police Services Board and Chief of Police are pleased to present our 2008 Annual Report on Policing in Callander to our community.

We have proudly served the residents of Callander since 1997, when we assumed policing responsibilities for the Municipality. The men and women of our Police Service on a daily basis exemplify our core values:


Excellence in Policing
Pride in Professionalism
Compassion for those in need
Honesty-Integrity-Vision-Teamwork

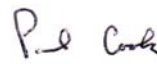
We are fortunate to have some of the most talented, dedicated, loyal and trustworthy police professionals working in our service. In addition to enforcing the law, they act as mentors to our youth, role models for others and community problem-solvers.

While police must clearly take the lead in law enforcement, community safety is a shared responsibility. We firmly believe the significant partnerships we have established within the community since 1997 have resulted in a safer environment for every citizen in Callander. This Annual Report is a testament to this.

On behalf of the Board and the Police Service, we wish to thank all of our sworn and civilian members for their professionalism and dedication to duty. We would also like to acknowledge the residents for doing their part in making Callander an enviable place to live, work, play and raise their families.

We look forward to working with Council and the community in the provision of policing services to Callander in 2009 and beyond.

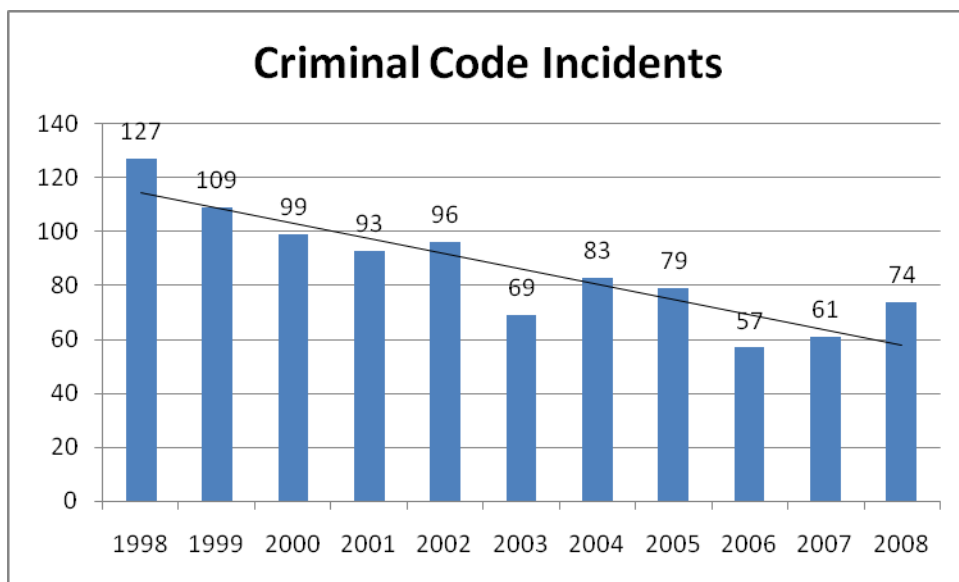
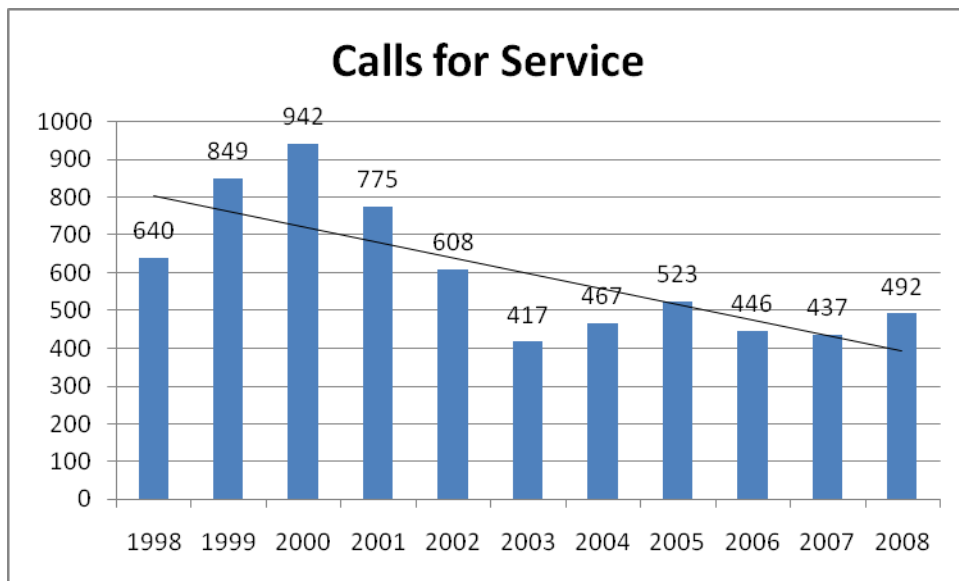

Peter Chirico
Chair, Police Services Board


Paul D. Cook
Chief of Police

CALLS FOR SERVICE

Since the North Bay Police Service assumed policing responsibilities for the Municipality of Callander in April of 1997, the annual average number of calls for service is 530. The total for 2008 was below that level at 492 and only slightly higher than the previous years' total of 437. This included 74 Criminal Code occurrences, which is slightly higher than the annual average of 71.5.

Despite the long term trend in the decline of reporting of criminal incidents; police investigations are becoming more complex and time consuming with the passing of new legislation and standards. As you will see later in this report, there are changes in the type and volume of criminal incidents.

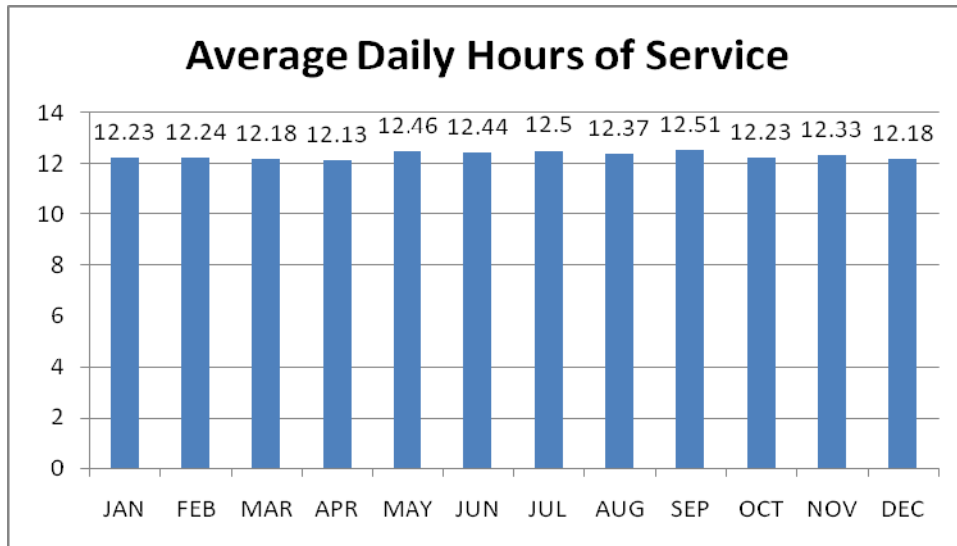


HOURS OF SERVICE

The chart below depicts the average number of hours of service per day in each month from January 1st to December 31st 2008. The annual daily average was 12.32 hours per day. The number of hours has varied from a low of ten to a high of nineteen hours in any single day.

We continue to stagger the hours in order to optimize our presence and provide coverage during peak hours for demand. This strategic deployment allows for maximum visibility and deterrence to crime. Positive comments continue to be received from the residents of Callander on the high visibility of patrols, which has been welcomed from the outset.

In addition to uniformed patrol, directed traffic enforcement, bicycle patrol, R.I.D.E, motorized snow mobile patrol, Street Crime and JFO Drugs are additional assets that supplement patrol and enhance community safety.

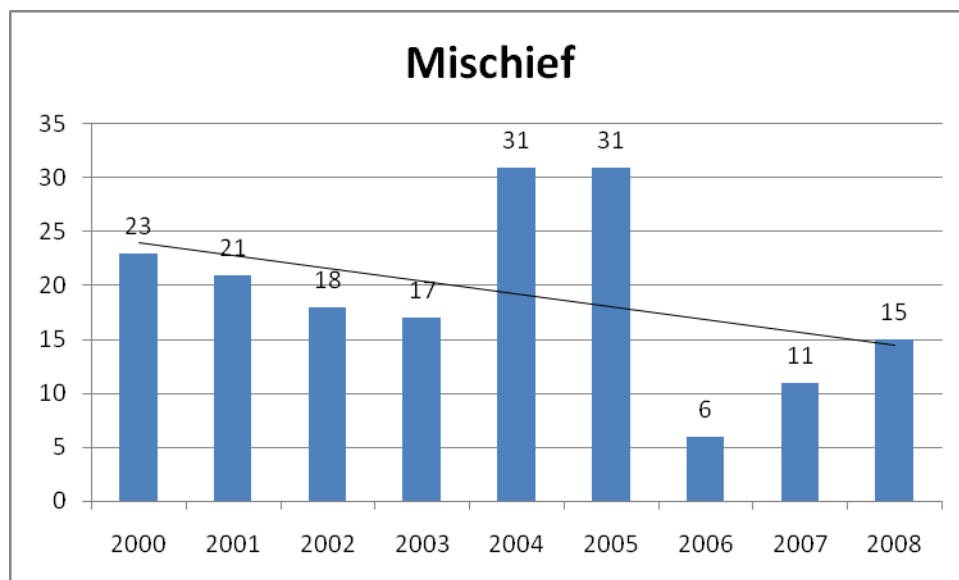


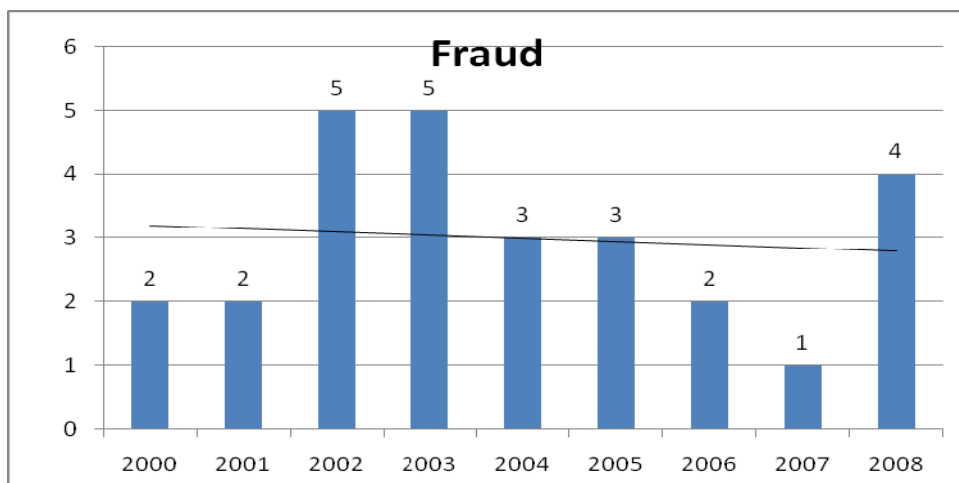
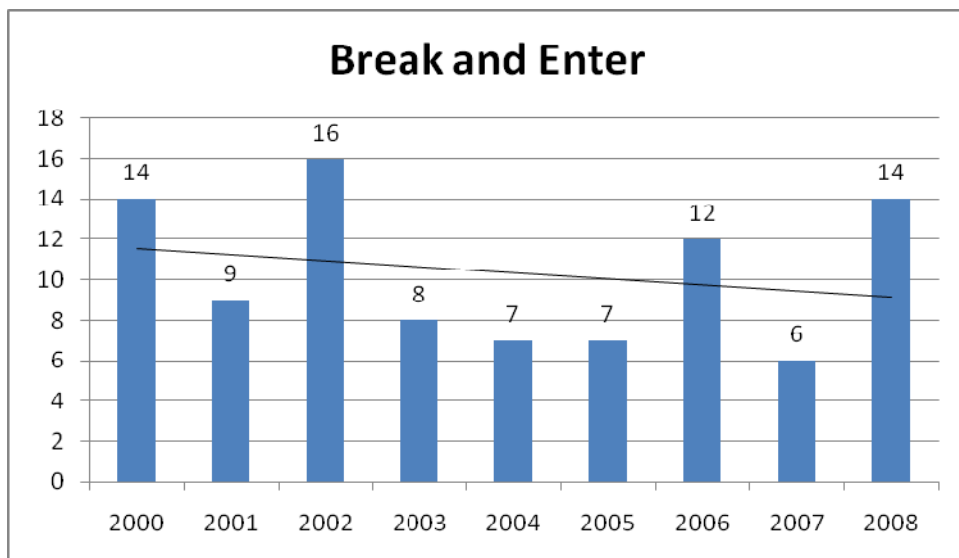
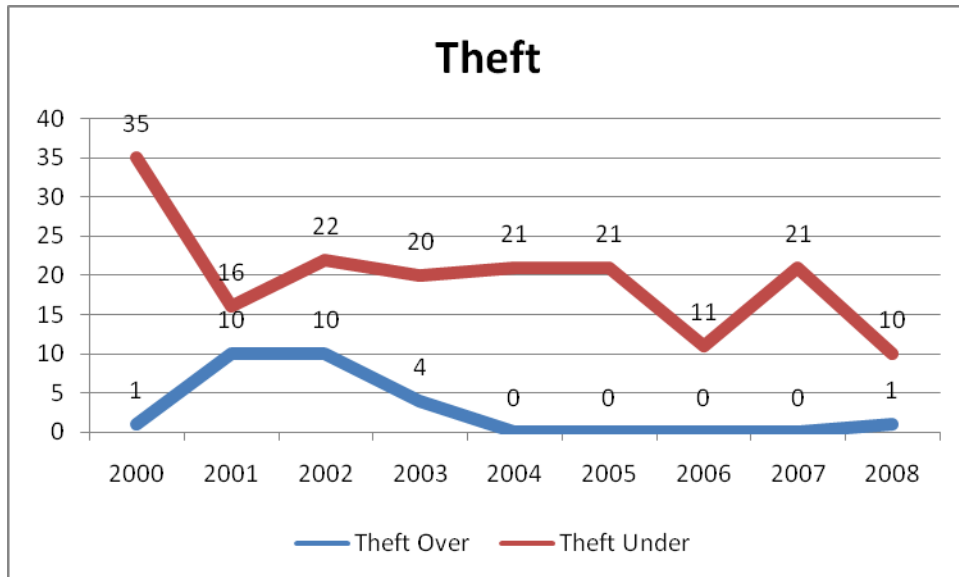
PROPERTY CRIMES

Of interest in the area of property crimes is the number of occurrences of mischief and theft under \$5000 being reported. There was an increase in the reports of mischief from 11 in 2007 to 15 in 2008. This was still below the average of the previous 8 years of 19.75 occurrences. Theft under \$5000 reports have decreased from 21 in 2007 to 10 in 2008. This represents less than half the number of the preceding eight year average of 21 reported thefts. The single theft over \$5000 was a report of a motor vehicle. The number of break-ins increased from 6 in 2007 to 14 in 2008. The average of the previous eight years was 10. Despite last year's increase, the long term trend shows a slight decline in Break and Enters.

As shown later in this report, the clearance rate for property crime is 17.6%. This is an increase from last year's level of 13%. This increase appears significant but must be taken in the proper context. For each additional cleared occurrence the clearance rate would increase by 2%. With such a small number of occurrences, clearance rates can increase and decrease dramatically.

As residents of the area become well educated in the area of crime prevention and target hardening, they take steps to reduce their vulnerability to being a victim of a crime. We take every opportunity we have to provide literature and advice to residents on protecting themselves from criminals and thus reducing the risk of victimization. We attend monthly meetings of the Callander Watch Committee and have established safety strategies including awareness signage within the municipality.



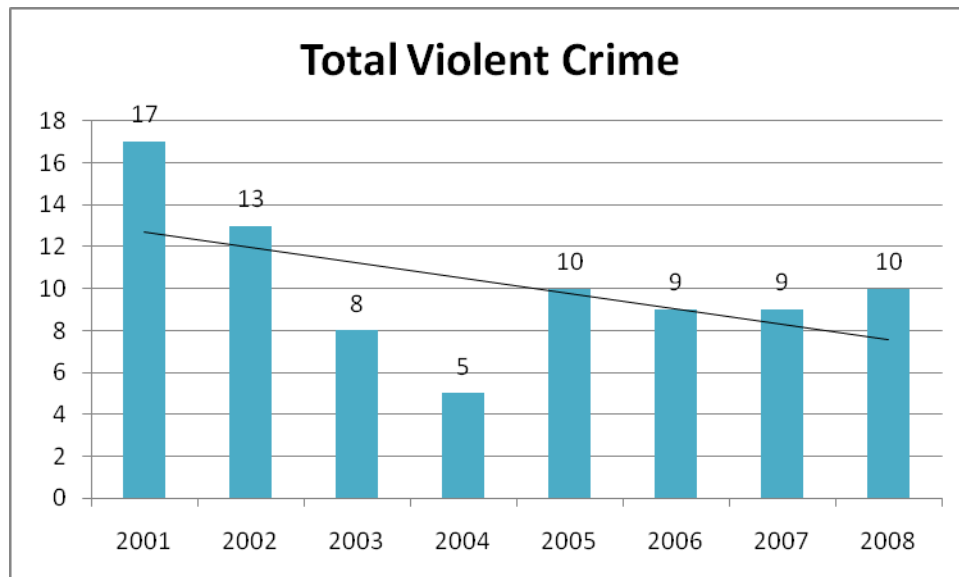


VIOLENT CRIME

Violent Crime in our society draws much attention, in particular the issues of domestic violence and violence in our schools. With recent changes in legislation, a strong message of zero tolerance is being communicated. One of the effects of greater public awareness is that the incidence of reported crime increases while actual crime rates remain constant.

The North Bay Police Service has embraced this position for a number of years and has ensured that violent criminals were prosecuted whenever the evidence was present. This is reflected in the high clearance rate that we have had in the area of violent crime over the past several years, averaging over 90%. The clearance rate for violent crime was 89% in 2008. This is consistent with previous year's clearance rates.

Our officers responded to 17 domestic disturbance calls in 2008, the same number as in 2006 and in 2007. Although only one assault charge was laid in 2008, charges for criminal harassment and uttering threats totalled five with two bail violation charges as well. The chart below depicts the number of violent crime incidents over the past eight years. This includes assaults, robberies, sex offences and weapon offences.



CRIME and CLEARANCE RATES

With a small number of occurrences in each category, crime and clearance rates can swing dramatically from year to year. For example, two unsolved robberies, producing a clearance rate of 0.00% in that category, can make the violent crime clearance rate drop considerably, and the rate of incidence climb as dramatically. Rates and percentages should be looked at in concert with the data to ensure a proper analysis of the situation.

However, in order to report Municipal Performance Measures, the data has been converted to those figures and is presented in the table below:

CRIME AND CLEARANCE RATES				
	Property Crime	Violent Crime	Other Criminal Code	Total Criminal Code (excluding Impaired Driving)
Number of Incidents	51	10	7	68
Clearance Rate	17.6%	88.9%	57.1%	55.2%

CRIMINAL CHARGES				
Adult		Youth Criminal Justice Act		
Male	Female	Male	Female	Youth Not Charged
12	7	1	1	0

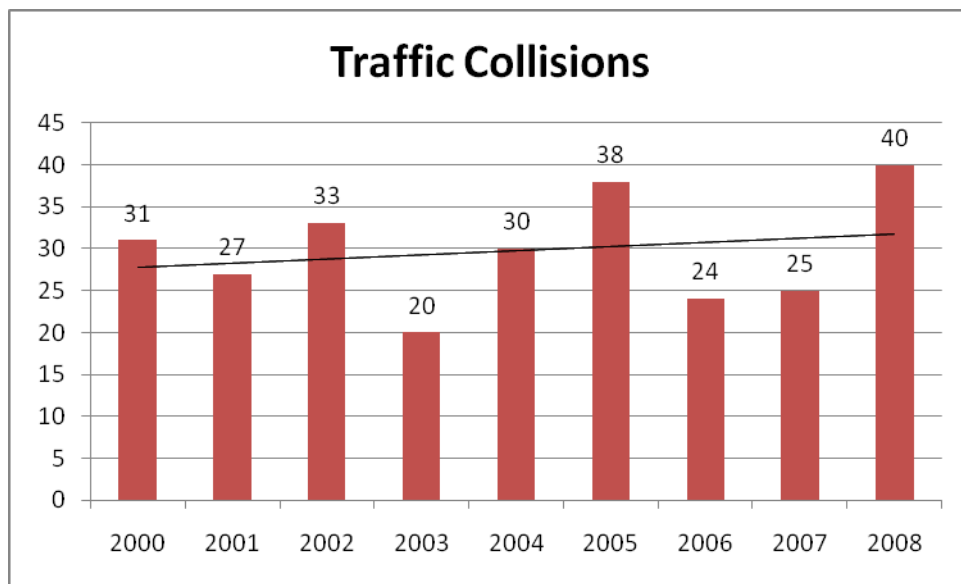
ROAD SAFETY

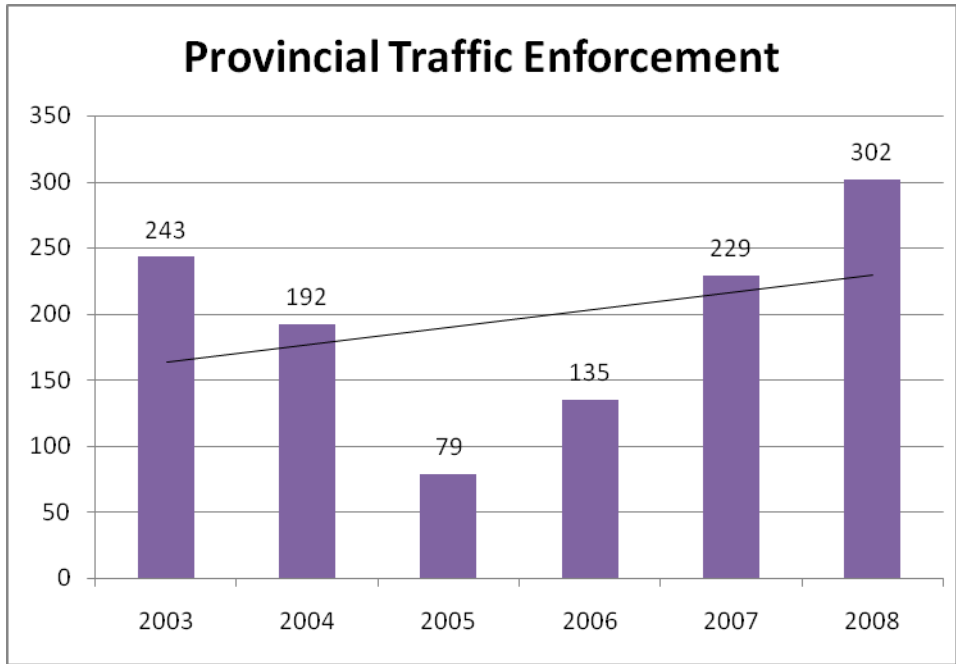
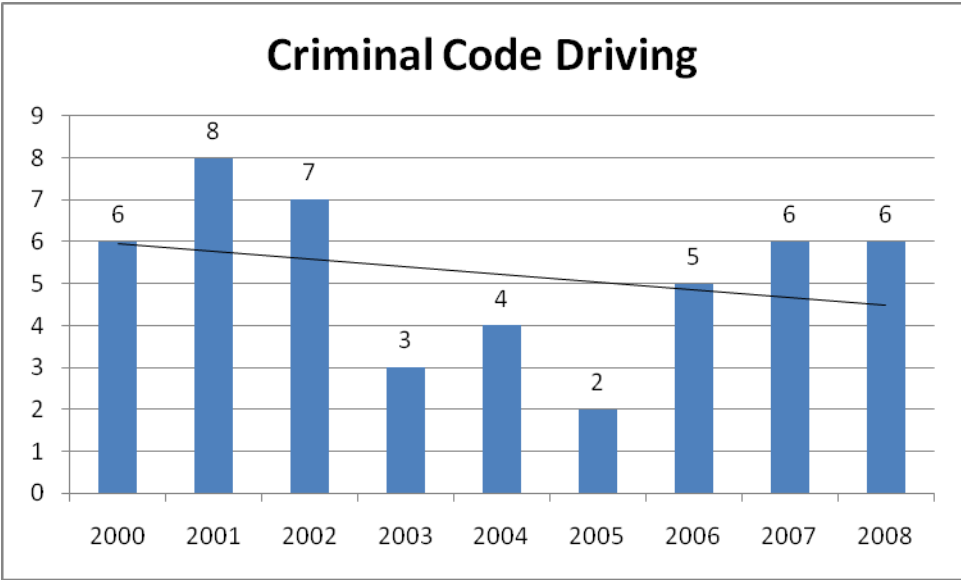
The number of collisions over the past eight years has averaged 28.5 annually. In 2008, our officers responded to 40 motor vehicle collisions, which was an increase over the 2007 figure and the average. There is an increase in reporting of collisions which is consistent with a provincial trend. This has been primarily attributed to weather conditions. In addition, Callander is comprised of a substantial amount of rural property and as a result a number of collisions occur that involve animals. Although the reporting of collisions has increased, the severity of the collisions, that being fatalities and injuries is not increasing with this higher reporting rate. Our Traffic Office continues to monitor these changes in order to respond to any issues and we continue to work with various community agencies to address traffic safety issues as they are identified.

The Service has fully implemented its Platoon Traffic Officer Program in January 2007. This is by virtue of four new officers being added to the Patrol Section. This permits one officer per platoon to be assigned to dedicated and directed traffic enforcement and road safety initiatives. The Platoon Traffic Officers are being assigned traffic enforcement duties in Callander. There was a 14.2% increase in Provincial Offences enforcement for North Bay and Callander reported for the year 2008 from 2007. The Platoon Traffic Officers accounted for 19% of that increase.

Education, deterrence and enforcement are key ingredients in an overall road safety strategy. RIDE patrols, dedicated traffic enforcement and general patrols all contribute to reducing the number of injuries and deaths on our highways.

There were three drinking and driving, two dangerous driving and one evade police arrests made in 2008.





CONCLUSION

The North Bay Police Service is committed to enhancing the quality of life enjoyed by the residents of Callander. Consistent with the municipality's Mission Statement:

"We will nurture the small town community pride and spirit and preserve the quality of life while developing the community in a manner that will make the most efficient use of existing infrastructure and resources."

We believe that it is the role of the police to contribute to the achievement of the community's goal through crime prevention, law enforcement, and community partnerships, thereby ensuring a safe community.

This is the second year into our three-year business plan, which outlines our goals and objectives over the duration of the plan. These targets are established as a result of the analysis of crime data, current trends, and input from the community. Community involvement does not stop there. Achieving targets depends on the continued cooperation of the community in preventing crime, reporting suspicious activity and working with police in keeping our community a safe place to live, work and play. The plan can be found on our website at www.northbaypolice.on.ca.

For a full reporting on the activities of the North Bay Police Service, including those in Callander, you are invited to further read our Report on Policing 2008 for the entire service area.

We look forward to our continued partnerships with Council, a wide variety of community groups and to working with every resident of North Bay and Callander in our pursuit of community safety.



Remembrance Day Ceremonies